




FLUID SYSTEM CO.,LTD
website: www.fluidsystem.co.th
e-mail: sales@fluidsystem.co.th
tel: 0815607905

Patent No.: ZL01210924.X
ZL201320354287.9

※Product Description

- Globe valve refers to the valve with disc drove by stem along the central axis, make lifting movement, is a common block valve, used to connect or throttle medium.
- There are different types of globe valve, including through-way type J41 which is the most popular one, angle type J44 which can be installed in the corner of the pipeline system, and Y-type J45 which has smallest flow resistance.
- Compared to lined gate valve, lined globe valve has relatively simple structure so that manufacture and maintenance are easier.
- Valve disc route is short so can have quick open and close.
- It can sustain any corrosive medium in addition to the "molten alkali metals and fluorine elements". It is ideal products used in chlor-alkali, industrial in organic chemicals, metal and mining, nitrogen and phosphatic fertilizers, petroleum refining, pharmaceutical etc.
- Lining material: PFA, FEP, PO etc.
- Operation methods: manual, worm gear, electric, pneumatic and hydraulic actuator.
- Youfumi lined globe valves are available as per the needs of applications in additional sizes and other than standard materials.



Through-way J41



Y-type J45



Angle Type J44

A Lined Valve

Lined Globe Valve



※ Technical Specification

Design & Manufacture Standard		HG/T 3704, GB/T 12235		BS 5160
Face-to-face Dimension Standard		HG/T 3704, GB/T 12221		BS 5160
Flange Standard		HG/T 20592, GB/T 9119		ASME B16.5, JIS B2220
Inspection & Test Standard		GB/T 13927, JB/T 9092		API 598
Nominal Diameter		DN15~DN350		1/2"~14"
Nominal Pressure (MPa)		1.0	1.6	150Lb
Pressure Test (MPa)	Shell Test	1.5	1.5	1.5
	High Pressure Sealing	1.1	1.1	1.1
	Low Pressure Sealing	0.6	0.6	0.6
Temperature Range (°C)		PFA: -30~200	FEP: -30~150	PO: -10~80
Applicable Medium		Strong corrosive medium i.e. hydrochloric acid, Nitric acid, Hydrofluoric acid, Liquid chlorine, Sulfuric Acid and Aqua regia etc.		

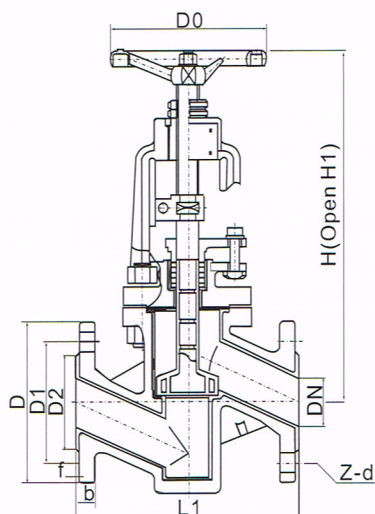
Note: Test standard refers general valve standard, high pressure should be customized for processing.

※ Material Specification

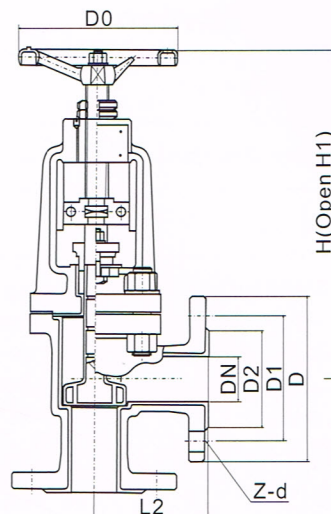
Name	Carbon Steel	Stainless Steel			
	C	P	R	PL	RL
Body/bonnet	WCB	CF8	CF8M	CF3	CF3M
Located clamp/Gland	WCB	CF8	CF8M	CF3	CF3M
Stem	2Cr13 SS304 SS410				
Lining material/seat	FEP、PFA、PO				
Stem/nut	Copper				
Bolt	A193 B7	A320 B8		A193 B8M	
Nut	A194 2H	A194 8		A194 8M	

A Lined Valve

Lined Globe Valve



YFMJ41



YFMJ44

HG/T 20592 PN10

Unit:mm

DN	L1	L2	D	D1	D2	Z-d	f	b	H	H1	Do
15	130	65	95	65	45	4-14	2	14	240	265	120
20	150	75	105	75	55	4-14	2	14	240	265	120
25	160	80	115	85	65	4-14	2	14	270	295	160
32	180	90	140	100	78	4-18	3	16	277	302	160
40	200	100	150	110	85	4-18	3	16	337	372	180
50	230	115	165	125	100	4-18	3	16	352	392	180
65	290	145	185	145	120	4-18	3	18	390	427	220
80	310	155	200	160	135	8-18	3	20	425	465	250
100	350	175	220	180	155	8-18	3	20	460	503	280
125	400	200	250	210	185	8-18	3	22	507	565	350
150	480	240	285	240	210	8-23	3	24	560	625	360
200	600	300	340	295	265	8-23	3	26	670	745	400
250	730	365	395	350	320	12-23	4	28	705	810	450

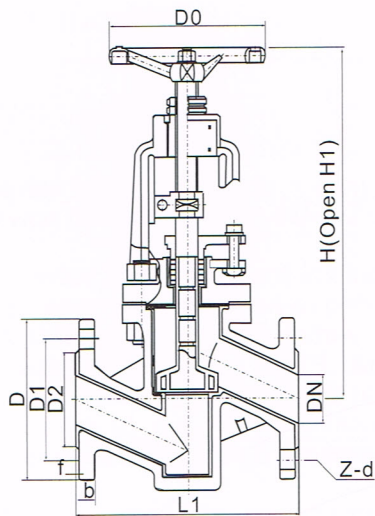
HG/T 20592 PN16

15	130	65	95	65	45	4-14	2	14	240	265	120
20	150	75	105	75	55	4-14	2	14	240	265	120
25	160	80	115	85	65	4-14	2	14	270	295	160
32	180	90	140	100	78	4-18	3	16	277	302	160
40	200	100	150	110	85	4-18	3	16	337	372	180
50	230	115	165	125	100	4-18	3	16	352	392	180
65	290	145	185	145	120	4-18	3	18	390	427	220
80	310	155	200	160	135	8-18	3	20	425	465	250
100	350	175	220	180	155	8-18	3	20	460	503	280
125	400	200	250	210	185	8-18	3	22	507	565	350
150	480	240	285	240	210	8-23	3	24	560	625	360
200	600	300	340	295	265	12-23	3	26	670	745	400
250	730	365	405	355	320	12-25	4	28	705	810	450

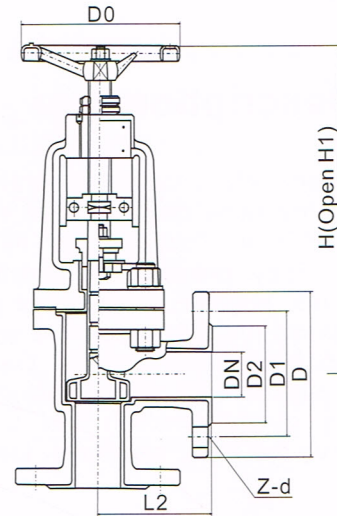
Note: For more size please consult factory.

A Lined Valve

Lined Globe Valve



YFMJ41



YFMJ44

HG/T 20592 PN25

Unit:mm

DN	L1	L2	D	D1	D2	Z-d	f	b	H	H1	Do
15	130	65	95	65	45	4-14	2	16	240	265	120
20	150	75	105	75	55	4-14	2	16	240	265	120
25	160	80	115	85	65	4-14	2	16	270	295	160
32	180	90	140	100	78	4-18	3	18	277	302	160
40	200	100	150	112	85	4-18	3	18	337	372	180
50	230	115	165	125	100	4-18	3	20	352	392	180
65	290	145	185	145	120	8-18	3	22	390	427	220
80	310	155	200	160	135	8-18	3	22	425	465	250
100	350	175	235	190	160	8-23	3	24	460	503	280
125	400	200	275	220	188	8-26	3	28	507	565	350
150	480	240	305	250	218	8-26	3	30	560	625	360
200	600	300	360	310	278	12-26	3	34	670	745	400
250	730	365	425	370	332	12-30	4	36	705	810	450

ASME Class150

1/2	130	65	89	60.5	35	4-15	2	12	240	265	120
3/4	150	75	98	70.0	43	4-15	2	12	240	265	120
1	160	80	108	79.5	51	4-15	2	12	270	295	160
11/4	180	90	117	89.0	64	4-15	2	13	277	302	160
11/2	200	100	127	98.5	73	4-15	2	15	337	372	180
2	230	115	152	120.5	92	4-19	2	16	352	392	180
21/2	290	145	178	139.5	105	4-19	2	18	390	427	220
3	310	155	190	152.5	127	4-19	2	19	425	465	250
4	350	175	229	190.5	157	8-19	2	24	460	503	280
5	400	200	254	216.0	186	8-22	3	24	507	565	350
6	480	240	279	241.5	216	8-22	3	26	560	625	360
8	600	300	343	298.5	270	8-22	3	29	670	745	400
10	730	365	406	362.0	324	12-25	3	31	705	810	540